


NUGM 2024

USERS AND PRINTING

Bud Brown, Epicor Software



USERS AND PRINTERS

- Controlling where functions print
- Different printing
 - Remote (network) printers
 - Auxiliary printing
 - Fax printing
 - Dynamic Printing
 - WEB Printing
- PDF Converter
- Supported Printers
- Garbage printer – Jobs printed here are auto-deleted



CONTROLLING WHERE FUNCTIONS PRINT

- SYS.USERS screen 4 controls where users print
 - Form Name = Function
 - Form Queue = Printer
- STANDARD user
 - Backup if any Form Name is not setup under User
- STD Form Name controls where all reports print
- Advanced Properties allows for extra settings
- Auto Delete days for old jobs on hold
- See handout 1 for Spreadsheet for which Form Name = Function
 - Most are self explanatory, like PO for Purchase Order, SO for Sales Order, INVOICES for Invoices, Shiplists for Shiplists
 - Some exceptions like BARCODE is for Picklists and Packets



FORM NAME AND FORM QUEUE

AUS-DEV-MNLAB2022 - lbrown:BUD.TRAIN - Manage 2000 - LBROWN - Automatically created

File Edit Commands Scripts Attachments Tools ProcessOpts Help Debug

Attachments Add Attachment Add Note Notes Note Summary

SysUsers.4 System Wide Standard Printer Assignments "CHG" Mode

User ID User Name

Any Manage 2000 form names not specifically referenced for this user default to the form information set up under the user "STANDARD".

	03 Manage 2000 Form Name	04 Form Queue Destination	05 Unit Number	06 Number Copies	07 Advanced Properties	08 Initialization String
.01)	INVOICES	ROUTER	0	1		
.02)	PO	STANDARD	0	1		
.03)	SHIPLISTS	STANDARD	0	1		
.04)	STD	STANDARD	0	1		
.05)						
.06)						
.07)						
.08)						
.09)						

Entries 4 (Select 7.n or 8.n for additional screens)

09 Print Job Limit 10 Email on Auto-Delete

Change Which Field, END, TOP, \P |.....

✓ ✕ * User lbrown:BUD.TRAIN, PID 0040 on AUS-DEV-MNLAB2022:992 (SSL) 0 Ins

AUS-DEV-MNLAB2022 - lbrown:BUD.TRAIN - Manage 2000 - LBROWN - Automatically created

File Edit Commands Scripts Attachments Tools ProcessOpts Help Debug

Attachments Add Attachment Add Note Notes Note Summary

SysUsers.4 System Wide Standard Printer Assignments "CHG" Mode

User ID S User Name

Any Manage 2000 form names not specifically referenced for this user default to the form information set up under the user "STANDARD".

	03 Manage 2000 Form Name	04 Form Queue Destination	05 Unit Number	06 Number Copies	07 Advanced Properties	08 Initialization String
.01)	AP.1099	STANDARD	0	1		
.02)	AP.CHECKS	STANDARD	0	1		
.03)	AP.CHECKS.PDF	PDF	2	1		
.04)	AP.STUBS	STANDARD	0	1		
.05)	AUTO.RT	STANDARD	0	1		
.06)	BARCODE	STANDARD	0	1		
.07)	BG	STANDARD	0	1		
.08)	BL	STANDARD	0	1		
.09)	BL FAX	VSIFAX	1	1		

Entries 117 (Select 7.n or 8.n for additional screens)

09 Print Job Limit 10 Email on Auto-Delete

Change Which Field, END, TOP, \P

✓ ✕ * User lbrown:BUD.TRAIN, PID 0040 on AUS-DEV-MNLAB2022:992 (SSL) 0 Ins



ADVANCED PROPERTIES FOR EXTRA SETTINGS

AUS-DEV-MNLAB2022 - lbrown:BUD.TRAIN - Manage 2000 - LBROWN - Automatically created

File Edit Commands Scripts Attachments Tools ProcessQpts Help Debug

Attachments Add Attachment Add Note Notes Note Summary

SysUsers.4 System Wide Standard Printer Assignments "CHG" Mode

User ID User Name

Any Manage 2000 form names not specifically referenced for this user default to the form information set up under the user "STANDARD".

	03	04	05	06	07	08
	Manage 2000 Form Name	Form Queue Destination	Unit Number	Number Copies	Advanced Properties	Initialization String
.01)	INVOICES	ROUTER	0	1		
.02)	PO	STANDARD	0	1		
.03)	SHIPLISTS	STANDARD	0	1		
.04)	STD	STANDARD	0	1		
.05)						
.06)						
.07)						
.08)						
.09)						

Entries 4 (Select 7.n or 8.n for additional screens)

09 Print Job Limit 10 Email on Auto-Delete

Change Which Field, END, TOP, \P

✓ ✕ * User lbrown:BUD.TRAIN, PID 0040 on AUS-DEV-MNLAB2022:992 (SSL) 0 Ins

AUS-DEV-MNLAB2022 - lbrown:BUD.TRAIN - Manage 2000 - LBROWN - Automatically created

File Edit Commands Scripts Attachments Tools ProcessQpts Help Debug

Attachments Add Attachment Add Note Notes Note Summary

System Users Maintenance "CHG" Mode

User ID Form Name
 Form Queue

Unidata SETPTR Information		Printer Initialization Information (This Overrides DEFINE.PRINTER Settings)	
05	Margin - Top <input type="text" value="0"/> Lines	12	Macro Nbr <input type="text" value="3003 Purchase Orde"/>
06	Margin - Bottom <input type="text" value="0"/> Lines	13	Macro Location <input type="text" value="MEM"/>
07	Print Mode <input type="text" value="1"/>	14	Paper Width <input type="text" value=""/> Inches
08	Defer Till Time <input type="text"/>	15	Paper Length <input type="text" value=""/> Inches
09	Eject Blank Page <input type="text" value="N"/>	16	Print Font <input type="text"/>
10	Hold Options <input type="text" value="HS"/>	17	Enable Graphics <input type="text"/>
11	Banner Name <input type="text"/>	18	Compress and Expand <input type="text"/>
		19	Portrait/Landscape Mode <input type="text"/>
		20	Margin Width Top <input type="text" value="0.45"/> Inches
		21	Margin Width Bottom <input type="text" value=""/> Inches
		22	Margin Width Left <input type="text" value="0.95"/> Inches
		23	Margin Width Right <input type="text" value=""/> Inches
		24	Overriding Chars/Inch <input type="text" value="12"/>
		25	Overriding Lines/Inch <input type="text" value="6.5"/>
		26	Suppress Initial FF <input type="text"/>

Change Which Field, END, TOP, \P |.....

✓ ✕ * User lbrown:BUD.TRAIN, PID 0040 on AUS-DEV-MNLAB2022:992 (SSL) 1 Ins



SETTING AUTO DELETE FOR OLD PRINT JOBS ON HOLD

The screenshot shows the 'SysUsers.4 System Wide Standard Printer Assignments' window in 'CHG' Mode. The user ID is 'LBROWN' and the user name is 'Bud Brown'. A table lists printer assignments for various forms, with columns for Form Name, Destination, Unit Number, and Number of Copies. The '09 Print Job Limit' is set to 4, and the '10 Email on Auto-Delete' is set to 'J'.

	03 Manage 2000 Form Name	04 Form Queue Destination	05 Unit Number	06 Number Copies	07 Advanced Properties	08 Initialization String
.01)	INVOICES	ROUTER	0	1		
.02)	PO	STANDARD	0	1		
.03)	SHIPLISTS	STANDARD	0	1		
.04)	STD	STANDARD	0	1		
.05)						
.06)						
.07)						
.08)						
.09)						

Entries 4 (Select 7.n or 8.n for additional screens)

09 Print Job Limit 10 Email on Auto-Delete

Change Which Field, END, TOP, \P

The dialog box shows four options for email notifications:

- J Send an email with the whole print job
- N Do not send an email notification
- P Send an email with the 1st page of the print job
- Y Send an email with the 1st line of the print job

Buttons at the bottom include OK, Select All, More Info, Delete, Show Filter, Cancel, and Help. The status bar at the bottom indicates '4 items'.



DEFINE.PRINTER IS FOR SETTING UP THE PRINTER

AUS-DEV-MNLAB2022 - lbrown:BUD.TRAIN - Manage 2000 - Bud Brown

File Edit Commands Scripts Attachments Tools ProcessQpts Help Debug

Attachments Add Attachment Add Note Notes Note Summary

DEFINE.PRINTER - System printer maintenance "CHG" Mode

01 Printer Nbr	0	07 Ip Address	
02 Interface	R	08 Remote Name	
03 Printer Type	PCL5 PCL Level 5 Compatable		
04 Location	COPIER NEXT TO PING PONG TABLE		
05 Network Name			
06 Multi-Start	N		
09 Form Queue	.01) STANDARD	.02) HOLD	.03) PDF
10 Form Desc	Printer	Printer	Printer
11 Paper Width	8.50	8.50	8.50
12 Paper Length	11.00	11.00	11.00
13 Lines per In	6	6	6
14 Print Font			
15 Graphics Used	N	N	N
16 Compress/Exp	Y	Y	Y
17 Print Filter			
18 Home Ph Loc			
19 Aux Page Skip			
20 Supp Init FF	Y	N	Y
21 Auto Start			
22 Advanced Data	Y	N	Y

Entries 3

Change Which Field, END, TOP, \P

User lbrown:BUD.TRAIN, PID 0040 on AUS-DEV-MNLAB2022:992 (SSL) 0 Ins

AUS-DEV-MNLAB2022 - lbrown:BUD.TRAIN - Manage 2000 - Bud Brown

File Edit Commands Scripts Attachments Tools ProcessQpts Help Debug

Attachments Add Attachment Add Note Notes Note Summary

DEFINE.PRINTER - Advanced Form Queue Parameters "CHG" Mode

Form Queue Name STANDARD Entries 0

02 Initialization String

.01)

.02)

03 Reset String

.01)

.02)

04 Top Margin		08 Orientation		12 Fax Class Flag	
05 Bottom Margin		09 Override CPI		13 Auto Del Days	1
06 Left Margin		10 Override LPI		14 Del Form Feeds	
07 Right Margin		11 Translate CR			
15 PDF Option	PRINT				
16 PDF Params Set					
17 Macro Number					
18 Paper Size	2 Letter 8 1/2 X 11 inch				
19 User Subroutine					
20 Web Output Variable		21 Web Output Replacement Variable Value			
.01) <input type="text"/>		<input type="text"/>			
.02) <input type="text"/>		<input type="text"/>			
.03) <input type="text"/>		<input type="text"/>			
22 Default Web Page Path	<input type="text"/>				

Change Which Field, END, TOP, \P

User lbrown:BUD.TRAIN, PID 0040 on AUS-DEV-MNLAB2022:992 (SSL) 1 Ins



DIFFERENT KINDS OF PRINTERS – SETUP IN DEFINE.PRINTER

- Remote Printers – Used for Network Printers
- Auxiliary Printers – Used for Printers connected to a user’s computer
 - USB Printers
 - Home Printers
 - Trade Show Printers
 - Supports Laserjet Macros on M2K 8.0 and above
- Fax Printers
 - Used with Vsifax
 - Faxing and emailing Forms out of M2K
 - See Handout 2 for instructions to fax or email any M2K Forms
- Dynamic Printers
 - Allows on the fly Printing to a File, Email, PDF, Printer or just Display
 - See Handout 3 – Dynamic Printing



SETTING UP A PRINTER

AUS-DEV-MNLAB2022 - Ibrown:BUD.TRAIN - Manage 2000 - Bud Brown

File Edit Commands Scripts Attachments Tools Options Help Debug

Attachments Add Attachment Add Note Notes Note Summary

DEFINE.PRINTER - System printer maintenance "ADD" Mode

01 Printer Nbr		07 Ip Address	
02 Interface		08 Remote Name	
03 Printer Type			
04 Location			
05 Network Name			
06 Multi-Start			
	.01)	.02)	.03)
09 Form Queue			
10 Form Desc			
11 Paper Width			
12 Paper Length			
13 Lines per In			
14 Print Font			
15 Graphics Used			
16 Compress/Exp			
17 Print Filter			
18 Home Ph Loc			
19 Aux Page Skip			
20 Supp Init FF			
21 Auto Start			
22 Advanced Data			

Entries 0

2 Enter the Interface type (A)uxiliary, (D)ynamic, (F)ax, (R)emote, (W)eb, TOP R..

User Ibrown:BUD.TRAIN, PID 0040 on AUS-DEV-MNLAB2022:992 (SSL) 0 Ins

Options Available for this Prompt - (5 items)

File Edit Help

Option and Description

- A Printer is connected via an Auxiliary port
- D Dynamic, the print job is intercepted by a router
- F Printed Reports are sent to VSI Fax software
- R Printer is connected via a Remote port (tcp/ip)
- W Printed Reports become Web Pages

OK Select All More Info Delete Show Filter Cancel Help

5 items



SETTING UP A PRINTER

AUS-DEV-MNLAB2022 - Ibrown:BUD.TRAIN - Manage 2000 - Bud Brown

File Edit Commands Scripts Attachments Tools ProcessQpts Help Debug

Attachments Add Attachment Add Note Notes Note Summary

DEFINE.PRINTER - System printer maintenance "CHG" Mode

01 Printer Nbr	0	07 Ip Address	10.200.60.20
02 Interface	R	08 Remote Name	
03 Printer Type	PCL5 PCL Level 5 Compatable		
04 Location	COPIER NEXT TO PING PONG TABLE		
05 Network Name			
06 Multi-Start	N		

	.01)	.02)	.03)
09 Form Queue	STANDARD	HOLD	PDF
10 Form Desc	Printer	Printer	Printer
11 Paper Width	8.50	8.50	8.50
12 Paper Length	11.00	11.00	11.00
13 Lines per In	6	6	6
14 Print Font			
15 Graphics Used	N	N	N
16 Compress/Exp	Y	Y	Y
17 Print Filter			
18 Home Ph Loc			
19 Aux Page Skip			
20 Supp Init FF	Y	N	Y
21 Auto Start			
22 Advanced Data	Y	N	Y

Change Which Field, END, TOP, \P

User Ibrown:BUD.TRAIN, PID 0040 on AUS-DEV-MNLAB2022:992 (SSL) 0 Ins

AUS-DEV-MNLAB2022 - Ibrown:BUD.TRAIN - Manage 2000 - Bud Brown

File Edit Commands Scripts Attachments Tools ProcessQpts Help Debug

Attachments Add Attachment Add Note Notes Note Summary

DEFINE.PRINTER - Advanced Form Queue Parameters "CHG" Mode

Form Queue Name STANDARD Entries 0

02 Initialization String

.01)

.02)

03 Reset String

.01)

.02)

04 Top Margin		08 Orientation		12 Fax Class Flag	
05 Bottom Margin		09 Override CPI		13 Auto Del Days	1
06 Left Margin		10 Override LPI		14 Del Form Feeds	
07 Right Margin		11 Translate CR			
15 PDF Option	PRINT				
16 PDF Params Set					
17 Macro Number					
18 Paper Size	2 Letter 8 1/2 X 11 inch				
19 User Subroutine					

	20 Web Output Variable	21 Web Output Replacement Variable Value
.01)	<input type="text"/>	<input type="text"/>
.02)	<input type="text"/>	<input type="text"/>
.03)	<input type="text"/>	<input type="text"/>

22 Default Web Page Path

Change Which Field, END, TOP, \P

User Ibrown:BUD.TRAIN, PID 0040 on AUS-DEV-MNLAB2022:992 (SSL) 1 Ins

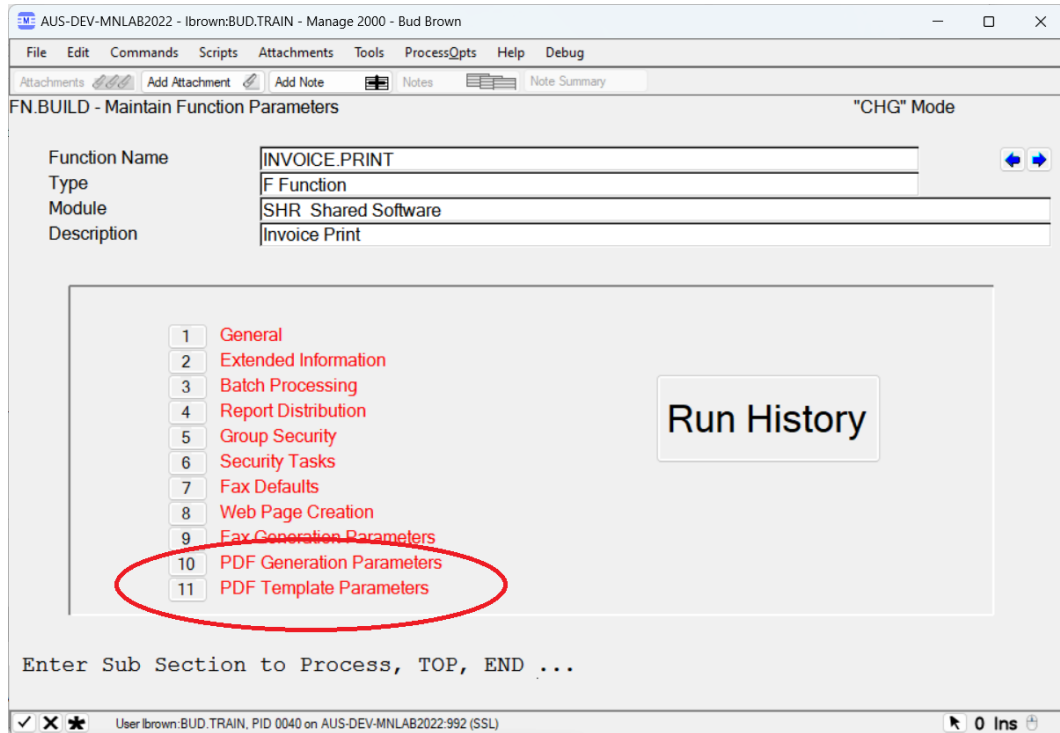


PDF CONVERTER - NEW IN M2K 8.1

- Allows automatic PDF generation of any print jobs
- PDF Files can be stored in any local or network folder by Function
- PDF Files can be emailed to a static email address or user by Function
- PDF Files can be attached to any record in any file
 - If PO printed, the PDF can be attached to the PO, same for Sales Orders, Invoices, Shiplists, Work Orders etc
 - PDF attachment can be visible and opened in the M2K Web Pages
 - See Handout 4 – Setting up attachments for Web pages
- PDF files can have Logo and Overlay with additional one-time \$125 purchase
 - Purchase VeryPDF online
 - Free version does not support logos or Overlays



PDF FILES CAN BE GENERATED FOR ANY FUNCTION VIA FN.BUILD



AUS-DEV-MNLAB2022 - lbrown:BUD.TRAIN - Manage 2000 - Bud Brown

File Edit Commands Scripts Attachments Tools ProcessQpts Help Debug

Attachments Add Attachment Add Note Notes Note Summary

FN.BUILD - Maintain Function Parameters "CHG" Mode

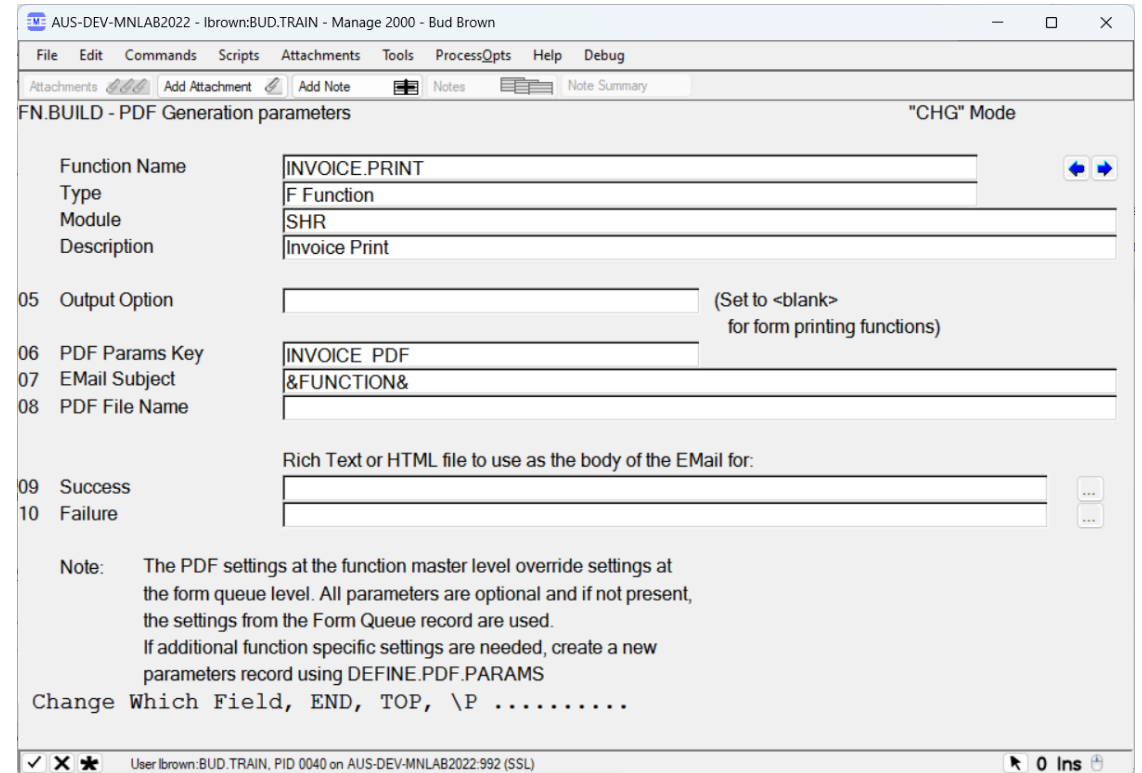
Function Name: INVOICE.PRINT
Type: F Function
Module: SHR Shared Software
Description: Invoice Print

1 General
2 Extended Information
3 Batch Processing
4 Report Distribution
5 Group Security
6 Security Tasks
7 Fax Defaults
8 Web Page Creation
9 Fax Generation Parameters
10 PDF Generation Parameters
11 PDF Template Parameters

Run History

Enter Sub Section to Process, TOP, END ...

User lbrown:BUD.TRAIN, PID 0040 on AUS-DEV-MNLAB2022:992 (SSL) 0 Ins



AUS-DEV-MNLAB2022 - lbrown:BUD.TRAIN - Manage 2000 - Bud Brown

File Edit Commands Scripts Attachments Tools ProcessQpts Help Debug

Attachments Add Attachment Add Note Notes Note Summary

FN.BUILD - PDF Generation parameters "CHG" Mode

Function Name: INVOICE.PRINT
Type: F Function
Module: SHR
Description: Invoice Print

05 Output Option: (Set to <blank> for form printing functions)

06 PDF Params Key: INVOICE PDF
07 EMail Subject: &FUNCTION&
08 PDF File Name:

Rich Text or HTML file to use as the body of the EMail for:

09 Success: ...
10 Failure: ...

Note: The PDF settings at the function master level override settings at the form queue level. All parameters are optional and if not present, the settings from the Form Queue record are used. If additional function specific settings are needed, create a new parameters record using DEFINE.PDF.PARAMS

Change Which Field, END, TOP, \P

User lbrown:BUD.TRAIN, PID 0040 on AUS-DEV-MNLAB2022:992 (SSL) 0 Ins



PDF FILES CAN BE GENERATED FOR ANY FUNCTION VIA FN.BUILD

AUS-DEV-MNLAB2022 - lbrown:BUD.TRAIN - Manage 2000 - Bud Brown

File Edit Commands Scripts Attachments Tools ProcessOpts Help Debug

Attachments Add Attachment Add Note Notes Note Summary

FN.BUILD - PDF Template Parameters "CHG" Mode

Function Name	INVOICE.PRINT	↔
Type	F Function	
Module	SHR	
Description	Invoice Print	

05	Template Directory	C:\PDF\TemplateS	...
06	Template - Default	Invoice.tif	...
07	Template - First		...
08	Template - Following		...
09	Template - Bottom		...
10	Template Logo	CompanyLogo.tif	...

Add the logo to the following templates:

11	Default	<input checked="" type="checkbox"/>	12	First Page	<input type="checkbox"/>	13	Following	<input type="checkbox"/>	14	Bottom	<input type="checkbox"/>
----	---------	-------------------------------------	----	------------	--------------------------	----	-----------	--------------------------	----	--------	--------------------------

Note: The PDF settings at the function master level override settings at the form queue level. All parameters are optional and if not present, the settings from the Form Queue record are used.
If additional function specific settings are needed, create a new parameters record using DEFINE.PDF.PARAMS

Change Which Field, END, TOP, \P |.....

✓ ✕ * User lbrown:BUD.TRAIN, PID 0040 on AUS-DEV-MNLAB2022:992 (SSL) 0 Ins



PDF FILES CAN BE STORED IN ANY LOCAL OR NETWORK FOLDER

- Set it up in DEFINE.PDF.PARAMS

AUS-DEV-MNLAB2022 - Ibrown:BUD.TRAIN - Manage 2000 - Bud Brown

File Edit Commands Scripts Attachments Tools ProcessOpts Help Debug

Attachments Add Attachment Add Note Notes Note Summary

Define parameters to convert PCL output to PDF format "CHG" Mode

Code Description

Available Sub Sections

- 1 General Conversion Parameters
- 2 Pre and Post Processing Commands
- 3 General EMail Notification Parameters
- 4 EMail Notification Addresses
- 5 EMail Body for a Successful Conversion
- 6 EMail Body for a Failed Conversion
- 7 Attachment Parameters
- 8 Template Parameters

Enter Sub Section to Process, TOP, END |...

User Ibrown:BUD.TRAIN, PID 0040 on AUS-DEV-MNLAB2022:992 (SSL) 0 Ins

AUS-DEV-MNLAB2022 - Ibrown:BUD.TRAIN - Manage 2000 - Bud Brown

File Edit Commands Scripts Attachments Tools ProcessOpts Help Debug

Attachments Add Attachment Add Note Notes Note Summary

DEFINE.PDF.PARAMS - Screen 1 - General Parameters "CHG" Mode

Code 02 Description

Note: All remaining fields on this screen and all sub screens are optional. If a value is not filled in, the value is taken from the conversion profile running on the Windows server. To override a profile setting with a null (blank) entry, enter "Clear!" for the value.

03 Conversion Command

.01)

.02)

.03)

.04)

04 PDF Directory

05 Ask for PDF name

06 PDF File Name

07 Overwrite PDF Files

08 Debug Conversion

09 Command Timeout

Note: The conversion command and PDF file name fields can utilize replacement variables. See the help on the command prompt for a list of valid entries
Change Which Field, END, TOP, \P

User Ibrown:BUD.TRAIN, PID 0040 on AUS-DEV-MNLAB2022:992 (SSL) 0 Ins



PDF FILES CAN BE EMAILED TO A STATIC EMAIL ADDRESS OR USER BY FUNCTION

AUS-DEV-MNLAB2022 - Ibrown:BUD.TRAIN - Manage 2000 - Bud Brown

File Edit Commands Scripts Attachments Tools ProcessQpts Help Debug

Attachments Add Attachment Add Note Notes Note Summary

DEFINE.PDF.PARAMS - Screen 3 - General EMail Settings "CHG" Mode

Code INVOICE Description PDF

03 Send EMail on Success Y 06 Add the Log to the EMail Y
04 Send EMail on Failure N 07 Add the PDF file to the EMail Y
05 Delete after sending N

08 EMail Subject INVOICE

The following prompts define where the text for the EMail body comes from.
Text may either come from a Rich Text File, or from an HTML file, or can be defined in screens 5 and 6.

09 EMail - Success
10 EMail - Failure

Note: The EMail subject text can utilize replacement variables. See the help on the Convert Command prompt (Screen 1) for a list of valid entries.

Change Which Field, END, TOP, \P

User Ibrown:BUD.TRAIN, PID 0040 on AUS-DEV-MNLAB2022:992 (SSL) 0 Ins

AUS-DEV-MNLAB2022 - Ibrown:BUD.TRAIN - Manage 2000 - Bud Brown

File Edit Commands Scripts Attachments Tools ProcessQpts Help Debug

Attachments Add Attachment Add Note Notes Note Summary

DEFINE.PDF.PARAMS - Screen 4 - General EMail Settings "CHG" Mode

Code INVOICE Description PDF

Who should be shown as having originated the EMail messages (Pick One):

03 User who created the report Y
04 A System user login
05 Manual EMail Address

Send the Notification EMail to:

06 Current User Y
07 User IDs

.01) LBROWN Bud Brown
.02)
.03)

08 Addresses
.01) LBROWN@EPICOR.COM
.02)

Send a copy of the Notification to:

09 Current User
10 User IDs

.01)
.02)
.03)

11 Addresses
.01)
.02)

Change Which Field, END, TOP, \P

User Ibrown:BUD.TRAIN, PID 0040 on AUS-DEV-MNLAB2022:992 (SSL) 0 Ins



PDF FILES CAN BE ATTACHED TO ANY RECORD IN ANY FILE

AUS-DEV-MNLAB2022 - lbrown:BUD.TRAIN - Manage 2000 - Bud Brown

File Edit Commands Scripts Attachments Tools ProcessOpts Help Debug

Attachments Add Attachment Add Note Notes Note Summary

DEFINE.PDF.PARAMS - Screen 7 - Attachment Parameters "CHG" Mode

Code Description

03 Add PDF as an attachment Note: These settings change by account & are only valid for the current account

04 Description	Invoice
05 Base file name	ARH Invoice Header
06 Base Item ID	@ID
07 Attachment Group	
08 Attachment Facility	
09 Attachment Department	
10 Attachment Revision	

11 Retrieval Groups	12 Update Groups
.01	.01
.02	.02
.03	.03
.04	.04
.05	.05
.06	.06

Note: The description and Item ID can utilize replacement variables.
Change Which Field, END, TOP, \P |.....
Required Data

User lbrown:BUD.TRAIN, PID 0040 on AUS-DEV-MNLAB2022:992 (SSL) 0 Ins

AR Item Information

Not secure | mnlab81/BUD.TRAIN/SHR/ArtemHeader/ArtemH...

Apps work BUD FUN Finacial quick FTP BUD.CRABDAN... Webex Google Google Calendar Other bookmarks

ShortCuts IntraNet Access Manage 2000 Portals My Account Epicor

EPICOR Manage 2000 AR Item Information

Welcome IntraNet Access

AR Item Number 9564 Suburban Office Supply

+ Attachments

+ Invoice Image Invoice 9564
Invoice 9564
Invoice 9564

Expand all

Customer Information

Customer Header		Phone Numbers	
Customer	1040	Main	612-547-2609
Suburban Office Supply		800	
1441 So. Robert Street		Fax	612-547-2600
#1212		Overseas	
P.O.Box 1550			

mnlab81.americas.epicor.net/bud.train/pdf/Invoice_9564.pdf?SecuredLinkId=FC8ozzlO4782hRoMiXnweWylMkb586jFZPqja2CL68%3d&tabID=386707



SUPPORTED PRINTERS

- Dot Matrix printers
 - Okidata
 - Epson
 - IBM Proprinter
- Laserjet Printers
 - Not Deskjet or Officejet
 - Must speak PCL5 or higher
 - Barcode Font - Code 3 of 9 (code 39) optional
 - See Handout 5 – Recommendation for Laserjet printers



GARBAGE PRINTER CREATION

- Jobs printed here will just auto-delete
 - Useful for automated tasks like EDI that can be set to run every 5 minutes
 - EDI will create a report even if there is nothing to process
 - Set the EDI report to print to this JUNK printer and the jobs will just disappear.
- See Handout 6 – Garbage Printer Creation



QUESTIONS?



Posted in r/ProgrammerHumor



NUGM 2024

THANK YOU

Bud Brown – Epicor Software

